


Form H Double Acting Single


	Frame Width :	Frame Height :	Fire Label Type:	Edges:	Sheet # : Of:
	Hinge Gap :	Tap Gap :	<input type="checkbox"/> Neutral Pressure (UL 10B) <input type="checkbox"/> Positive Pressure Category A (UL 10C) <input type="checkbox"/> Positive Pressure Category B (UL 10C)	<input type="checkbox"/> B2 (Bevel 2) <input type="checkbox"/> S2 (Square 2) <input type="checkbox"/> R2 (Radius 2) <input type="checkbox"/> BL (Bevel Lock) <input type="checkbox"/> BH (Bevel Hinge) <input type="checkbox"/> RH (Radius Hinge)	Customer :
	Gap Between Door :	Undercut :	Door Thickness :		Po No :
Face :	Active Door Net Width :	Door Net Height :			Date :
Finish :	Inactive Door Net Width :				

Hinges

Model :

Template :

Frame Mfg :



Top Pivot Location

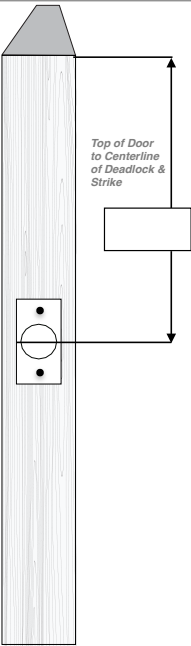
Bottom Pivot Location

Lock

Model : Backset :

Template :

DL Template:



Top of Door to Centerline of Deadlock & Strike

Hardware Blocking

<input type="checkbox"/> HB-1 (Closer)	<input type="checkbox"/> HB-2 (Bottom Pivots)
<input type="checkbox"/> HB-3 (Top & Bottom Pivot)	<input type="checkbox"/> HB-4 (Rim & Exit)
<input type="checkbox"/> HB-6 (Midrail)	<input type="checkbox"/> HB-7 (Flushbolt)
<input type="checkbox"/> HB-8 (SVR / CRV Exit)	<input type="checkbox"/> HB-9 (Coat/Robe Hook)

Refer to Aberdeen Technical Data

Viewer

Model :

Template :

Location : Top Down

Vision Lite :

Size

W : H:

Requires Form L

Louver :

Size

W : H:

Requires Form L

Remarks

Handing	Qty	Id/Mark # <small>For more mark use Form K</small>
LH		
RH		
LHR		
RHR		
Total :		