


# Form B Single W/Exit

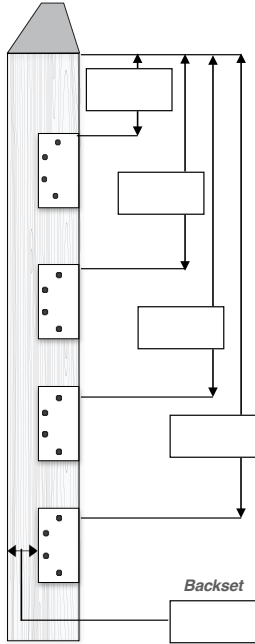
	Frame Width :	Frame Height :	Fire Label Type:	Edges:	Sheet # :      Of:
	Model :	Hinge Gap :	Tap Gap :	<input type="checkbox"/> Neutral Pressure (UL 10B)	<input type="checkbox"/> B2 (Bevel 2)
	Face :	Strike Gap :	Undercut :	<input type="checkbox"/> Positive Pressure Category A (UL 10C)	<input type="checkbox"/> S2 (Square 2)
	Finish :	Door Net Width :	Door Net Height :	<input type="checkbox"/> Positive Pressure Category B (UL 10C)	<input type="checkbox"/> R2 (Radius 2)
			Door Thickness :	<input type="checkbox"/> BL (Bevel Lock)	Customer :
				<input type="checkbox"/> BH (Bevel Hinge)	Po No :
				<input type="checkbox"/> RH (Radius Hinge)	Date :

### Hinges

Model :       Size :

Template :

Frame Mfg :



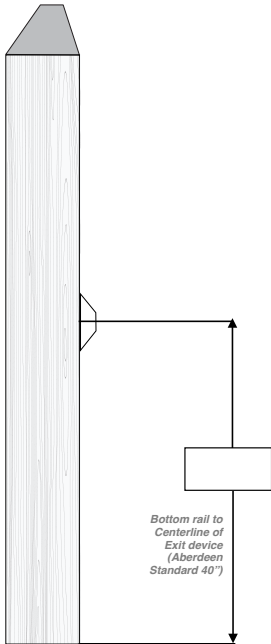
### Lock

Model :

Template :

DL Template:

With Trim



Bottom rail to Centerline of Exit device (Aberdeen Standard 40")

### Hardware Blocking

<input type="checkbox"/> HB-1 (Closer)	<input type="checkbox"/> HB-2 (Bottom Pivots)
<input type="checkbox"/> HB-3 (Top & Bottom Pivot)	<input type="checkbox"/> HB-4 (Rim & Exit)
<input type="checkbox"/> HB-6 (Midrail)	<input type="checkbox"/> HB-7 (Flushbolt)
<input type="checkbox"/> HB-8 (SVR / CRV Exit)	<input type="checkbox"/> HB-9 (Coat/Robe Hook)

Refer to Aberdeen Technical Data

### Viewer

Model :

Template :

Location :   
Top Down

### Vision Lite :

Size  W :       H:

Requires Form L

### Louver :

Size  W :       H:

Requires Form L

### Remarks

Handing	Qty	Id/Mark # <small>For more mark use Form K</small>
LHR		
RHR		
<b>Total :</b>		